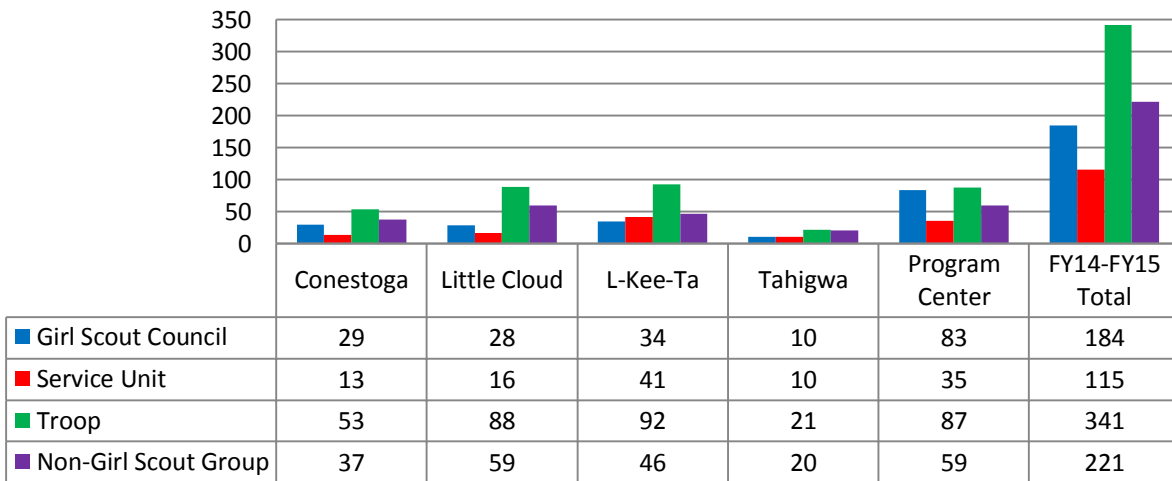
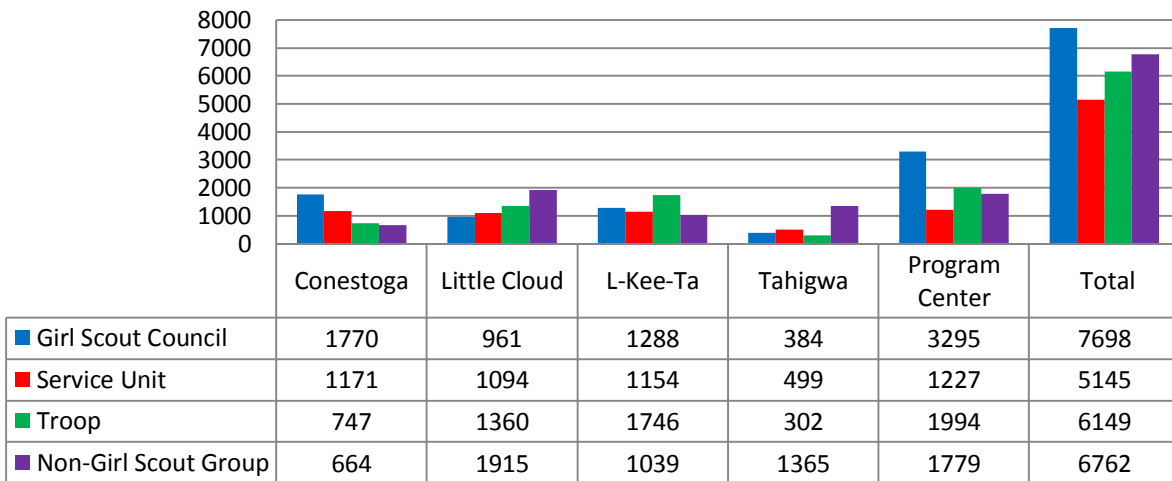


Rentals by Facility and Group Type, FY14-FY15
(864 total rentals*)



Rentals were highest at the Program Center. Rentals were lowest at Tahigwa.
Rentals by Girl Scout troops and non-Girl Scout groups were high.

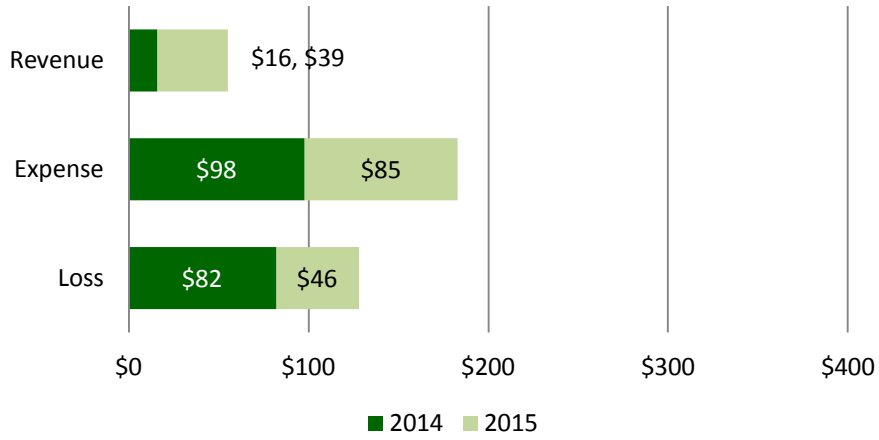
Visits by Facility and Group Type, FY14-FY15
(25,754 total visits*)



Visits were highest at the Program Center. Visits were lowest at Tahigwa.
Visits from Girl Scout Council events and non-Girl Scout groups were high.

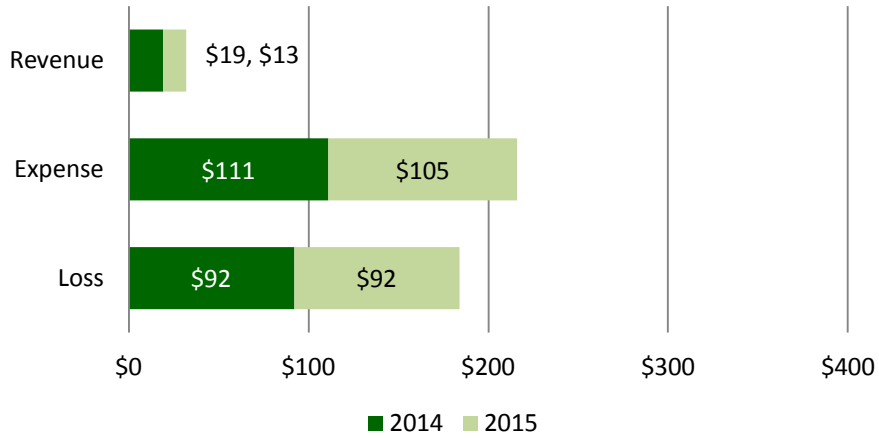
*does not include usage from resident camp and equestrian programs, held at Little Cloud in FY14-FY15

Financial Data - Camp L-Kee-Ta
(in thousands)



Financial loss at L-Kee-Ta averaged \$68,412.
This is a subsidy of 72% facility expenses and a loss of \$26 per visit.

Financial Data - Camp Tahigwa
(in thousands)



Financial loss at Tahigwa averaged \$92,181.
This is a subsidy of 85% facility expenses and a loss of \$72 per visit.