

## Family- Quick tips for M2OS

### Before the Sale

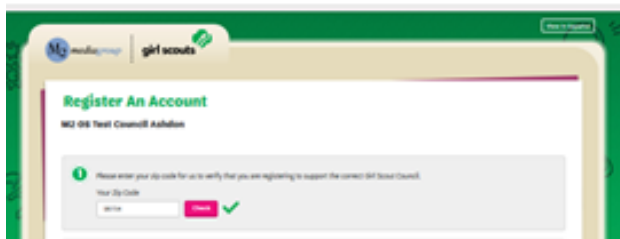
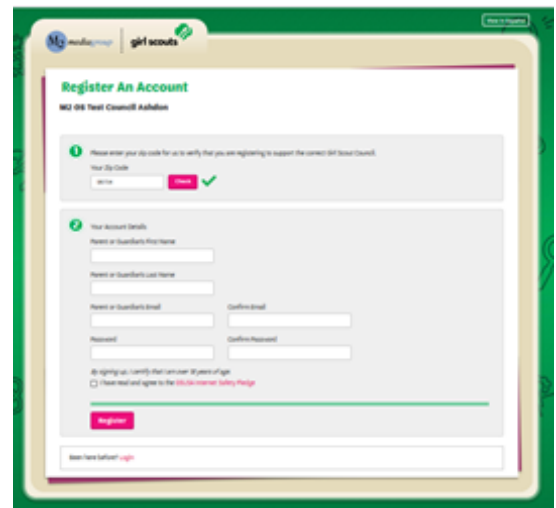
The options that follow will be available to families and Girl Scouts starting on Go Day September 30<sup>th</sup>, 2022.

**Register:** You can register for the fall sale using any of the options below

- Click the link on the Fall Product Program page at [www.girlscoutstoday.org](http://www.girlscoutstoday.org)
- Your troop may also send you an email with a link and invitation to access the site
- Go to: <https://www.gsnutsandmags.com/GSEIWI>

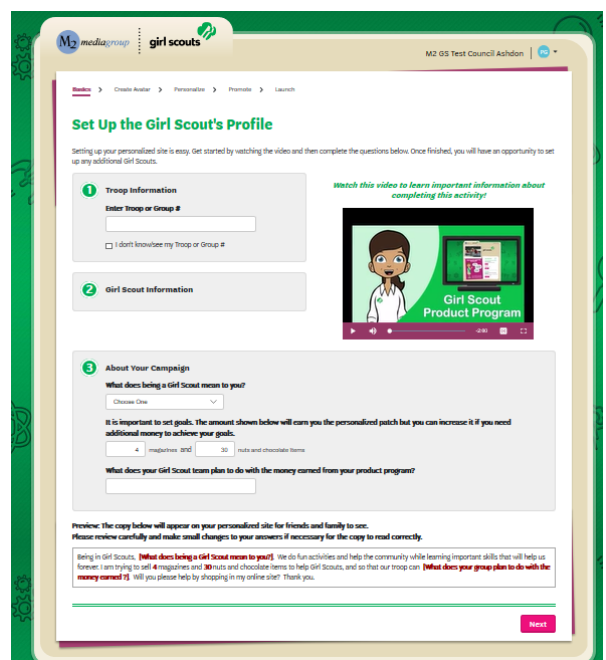
### Create Account:

- Verify your zip code when prompted to access the Girl Scouts of Eastern Iowa and Western Illinois council site
- You will be prompted to provide some additional information to finish registering your account
- The password you choose is required to be at least 6 characters in length and contain at least 1 uppercase letter, 1 lowercase letter, and 1 numeric digit



### Profile:

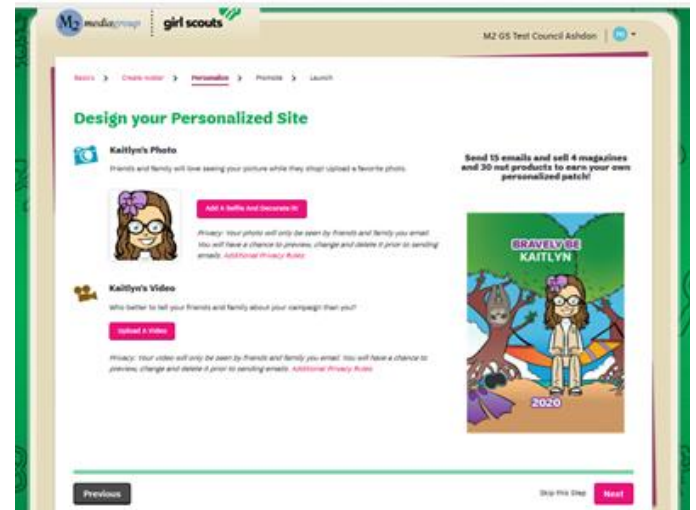
- Your Girl Scout's Personalized Storefront is only accessible to friends and family who you send her personalized link to
- Set up your Girl Scout's profile, this is the information that will be used to create her Personalized Storefront where friends and family can shop online for snacks and magazines
- Make sure to fill out all the information so customers know who they are supporting and why she is selling fall product!
- You are unable to edit your Girl Scout's name, but you can enter a nickname





## Create Me2®:

- It's time for your Girl Scout to create her Me2® avatar!
- You can update the Me2® at anytime
- Your Girl Scout can add a voice recording of herself talking about why she's selling Snacks & Magazines and what her goals are. Friends and family visiting her Personalized Storefront will be able to watch her avatar speak the message she recorded!

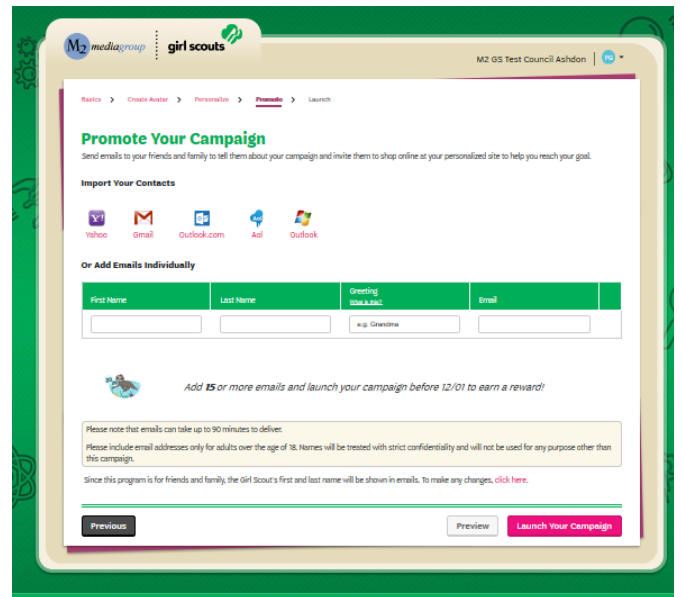


## Personalize:

- Upload a photo and/or a video of your Girl Scout sharing her goals and explaining how she will use the funds from the sale
- Pro Tip: Girls who upload photos and/or videos to their store front sell more product
- Promote: Share your storefront with family and friends
- Send 18+ emails, Sell \$325 in combined product in fall sales to earn the Personalized Avatar patch and become eligible for the Fall/Cookie combo patch!
- You can import contacts from the email provider you use, or you can enter them individually
- You can also promote your campaign on your personal page on Facebook, Twitter and Google Plus and via text messages with your QR Code.
- *Note: You must enter at least one email to proceed to the next step*



Examples of the Personalized Options for Patch 2022



## Launch!

Enter your Girl Scout's personal preferences and shipping information for her personalized patch

To earn the Fall Personalized Patch a Girl Scout must:

- Create a Me2® avatar
- Send 18+ emails
- Sell \$325+ in total fall product

## During the Sale

There are three primary ways a sale is made:

1. Customer places snack order in-person using the paper order card
2. Customer receives the personalized link from the Girl Scout. Customer selects *Girl Delivery* places an order for snacks and/or magazines and pays online. You will need to connect with these customers to arrange delivery
3. Customer receives the personalized link from the Girl Scout. Customer selects *Shipped to Me* and places an order for snacks and/or magazines online that will be shipped directly to them

Take note of the unique code that appears as you are setting up the account, and later near the top of the girl dashboard.

- Customers can use this code to make sure that their purchases are credited to the correct Girl Scout
- If a customer says they need a special code to enter the girls online store this is the code you should send them, or encourage the customer to exit out and click the email link again as they were likely timed out of the system

After sending out emails and promoting your sale on social media, you can keep track of the orders placed by clicking the (Girl Name) Emails (View and Send)

There are many other fun ways Girl Scouts can promote their sale available on the Girl Dashboard!

- Girls can print personalized sales fliers for customers
- Girls can create a video and upload it to their personalized store front
- Girls can print business cards that include a link, and their Personalized Storefront QR code

This screenshot shows the "Personalized Patch" form on the Me2 dashboard. It includes sections for "How Your Patch Looks" (Name on Patch, What will appear on your patch, and a confirmation slide), "Shipping Address" (First Name, Last Name, Address Line 1, Address Line 2, City, State, Zip), and a "Save" button at the bottom.This screenshot shows the "Unique Code" section of the Me2 dashboard. It displays the code "Z7VRR-4PG" and provides instructions on how to use it. Below the code, there are three main sections: "Your Site is Live!", "Helpful Sales Tools", and "Manage Your Campaign". A blue arrow points from the "Unique Code" section to the "Your Site is Live!" section.

Girl Scouts can edit their Me2®, look at fun virtual rewards earned during the sale in their avatar's room and view the physical rewards earned from their sales up to that point, and view/edit their Personalized Patch under the "Fun Stuff" bar.

Be sure to hit the **Update** button after making changes. If you click the Return to Dashboard button before clicking **Update**, your recent changes will not be saved.



#### Parent or Guardian's Information



Share on Social Media



Your Girl Scouts



Add Another Participant



Update Profile



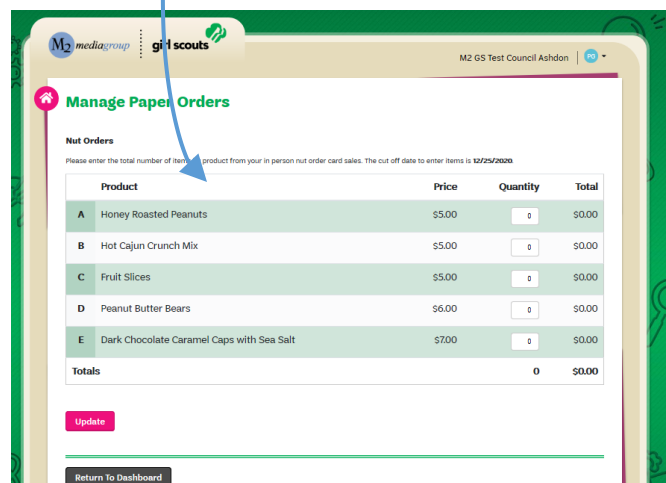
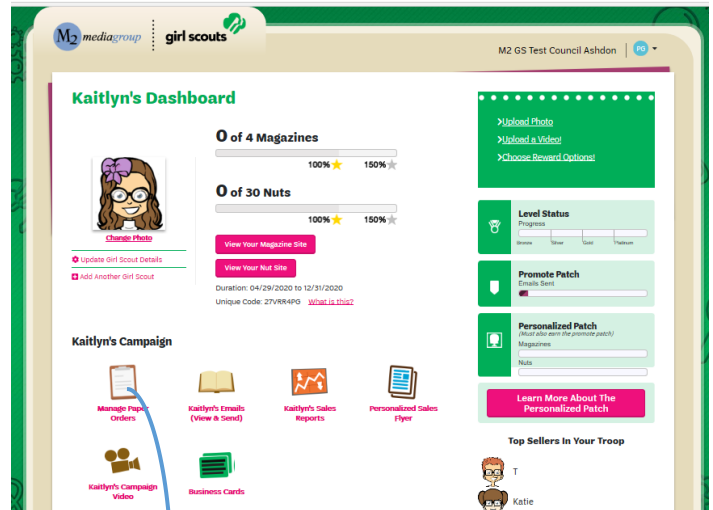
Go to Volunteer Admin Area

If you have multiple girls participating in Snacks & Magazines, use the 'Your Girl Scout' button to switch between them

## After the Sale

The last day to take in person orders on the order card is **October 16<sup>th</sup> 2022**. If your Girl Scout is taking orders in-person on paper you will enter them on the **Manage Paper Orders** page – **No later than October 16<sup>th</sup>, 2022**. Only orders taken in person should be entered, online sales will be added to your Girl Scout's account automatically.

- Enter the totals from the bottom of the girl order card for each snack item
- The deadline to enter orders is October 16th 10:59pm (CST)
- If you turned this form into the troop leader they can enter the orders in between October 17th-19th.
- Click update to save this information, you can come back to update it any time before the family order deadline



## Finances

- Money should be collected upon delivery for any paper nut orders taken by Girl Scouts in their troop.
- Money is collected online for Customers who order online using either the shipment or girl delivery options. Payments should be turned into the troop leader to deposit into the troop account not later than **November 20, 2022**.

## Deliveries

- On the dashboard, click on the girl's Sales Reports.
- Use the different tabs to view the girl's sales including: All Sales, Magazine Sales, Nut Order Card totals, and Online Nuts Girl Delivered.
- If the girl has order card sales, she will still need to use the order card to make those deliveries.
- For any online orders for girl delivery, click on the "Online Nuts Girl Delivered" tab.
- You will see the customer, customer email, and the orders, a report can be printed with all the information when you scroll down.
- Products will be delivered to your Service Unit between November 9th-11th, your troop leader will let you know when to pick up your order.
- Girl Delivery dates are November 9<sup>th</sup> – November 20<sup>th</sup>.

## Rewards

- Select Reward Choices if your Girl Scout reaches a reward level with a choice, you can make that choice by clicking into the Physical Rewards icon in the "Fun Stuff" section. Online sales continue until November 20. The deadline to choose rewards is November 22.
- If there is a choice option at a reward level and no choice is made the reward level defaults to the first option. Rewards will be delivered to the Service Unit in December/January.