

Forgot Password or Reset Password

1

Go to digitalcookie.girlscouts.org and click the “Forgot password” link.

Log in to **Digital Cookie**

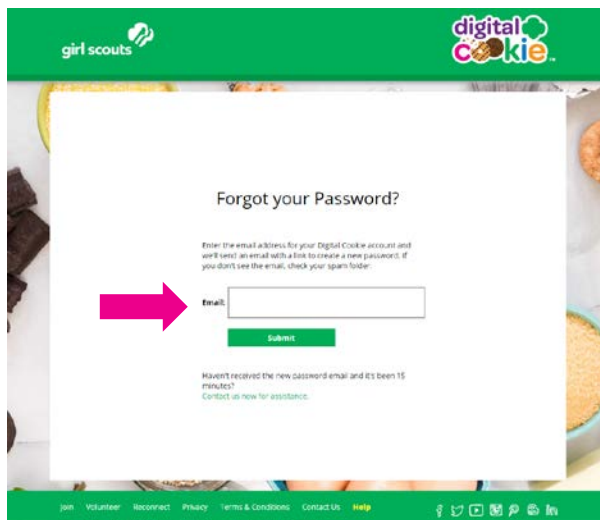
Email:

Password:

[Forgot password](#)
Request a Digital Cookie registration email

2

Enter the email address associated with your Girl Scout's Digital Cookie™ registration.



girl scouts digital cookie

Forgot your Password?

Enter the email address for your Digital Cookie account and we'll send an email with a link to create a new password; if you don't see the email, check your spam folder.

Email:

Haven't received the new password email and it's been 15 minutes? Contact us now for assistance.

join Volunteer Reconnect Privacy Terms & Conditions Contact Us Help

3

You will be sent an email with the subject: "Your request to change your Digital Cookie password" from "Girl Scout Cookies" (email@email.girlscouts.org) in about 15 minutes. Check your junk/spam/promotions if you don't receive it and be sure to add email@email.girlscouts.org to your "safe sender" list.

Click on the most recent email you received if you have requested multiples.

Open the email and click on the "Reset" link.



Reset

Dear Brittany,

Did you recently request to reset your Digital Cookie password? If so, please [reset](#) it now.

Please note: A new link will be sent to you every time you request a password reset.

If you didn't request this change, please let us know by contacting [Customer Service](#).

Thank you!

Girl Scout Cookie Program
Oregon and SW Washington

4

You will be taken to a page to reset your password.

girl scouts

digital cookie

Contact Us

Create your New **Digital Cookie** Password

When you create your password, a confirmation email will be sent.

New Password:

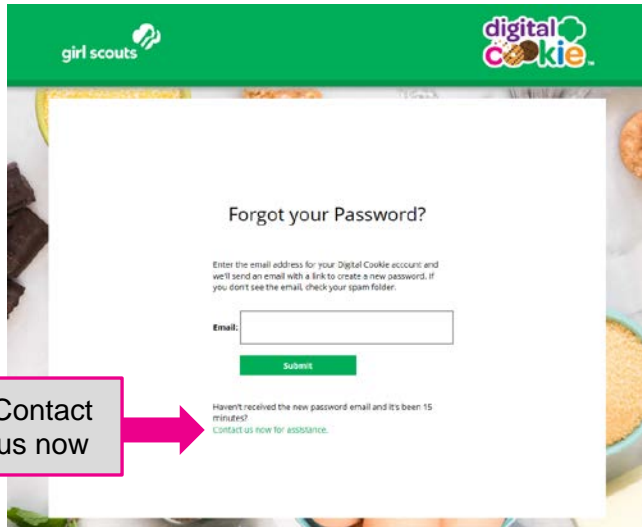
Confirm Password:

Submit

Enter your new password.

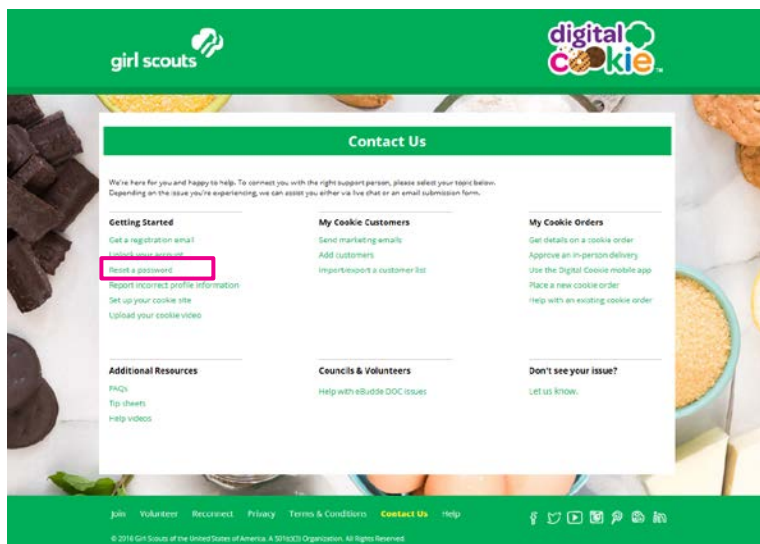
5

If you do not receive an email to reset your password in 15 minutes, return to the login page in step 1 again, click “forgot password” and this time select “Contact us now for assistance” to be taken to a customer service form.



6

Select “Reset a Password” to be taken to a live customer chat who can assist you.



NEXT STEPS: [Site Registration](#)
[Site Setup](#)