

Site Registration - Girl 13 and Older

Previous Steps: [Site Registration](#)

After agreeing to Terms and Conditions, you will be prompted to register all girls associated with your email address. Enter their preferred first names.

1

If the girl is over 13, you will also enter an email address for that girl. If your Girl Scout over 13 doesn't have her own email address, you can create one and not share the password with her—simply use it to access the registration emails for the Digital Cookie site. It can't be the same email address used for anyone else, such as a parent or another girl.

Digital Cookie Registration

Register your Girl Scout to participate in Digital Cookie. She'll get access to the Digital Cookie Platform where each Girl Scout can set up her cookie site and goals, manage orders and learn marketing business skills.

Girls 12 or younger participate by using a parent or guardians email. If your Girl Scout is 13 or older you'll need a unique email address for her. Thanks for your participation!

Digital Cookie Status	Girl Scout	DOB	GSUSA ID	Troop	Girl Preferred First Name*	Girl Email Address*	Action
Register	Makenna PRATT	07/01/2003	9992499045	12355			

ACCESS SITE

Click to Register

Thanks for your participation!

Skyler WARNER

Preferred Name:

Email Address:

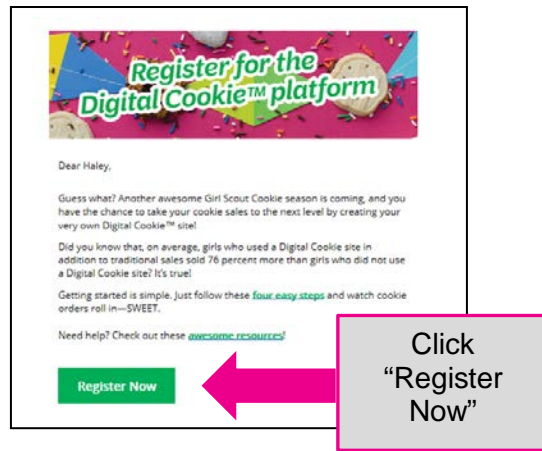
Sign-up Cancel

Enter Girl Email Address

2

The girl will then need to check her email inbox for an email from “Girl Scout Cookies”. Girls should be sure to add email@email.girlscouts.org to their “safe senders” list so that this email goes to their inboxes and not to junk/spam/promotions email folders.

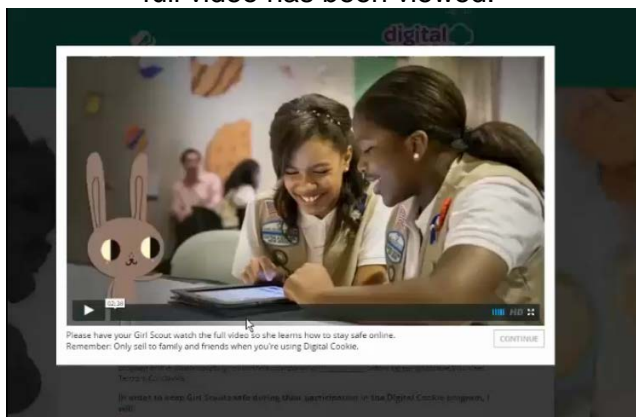
When she gets the email, she simply clicks on the green button to be sent to the Digital Order Card website where she will be able to set her password.



If she does not get the registration email within 15 minutes of you adding her email address, girls can follow the steps on the [“No Registration Email”](#) Tip Sheet.

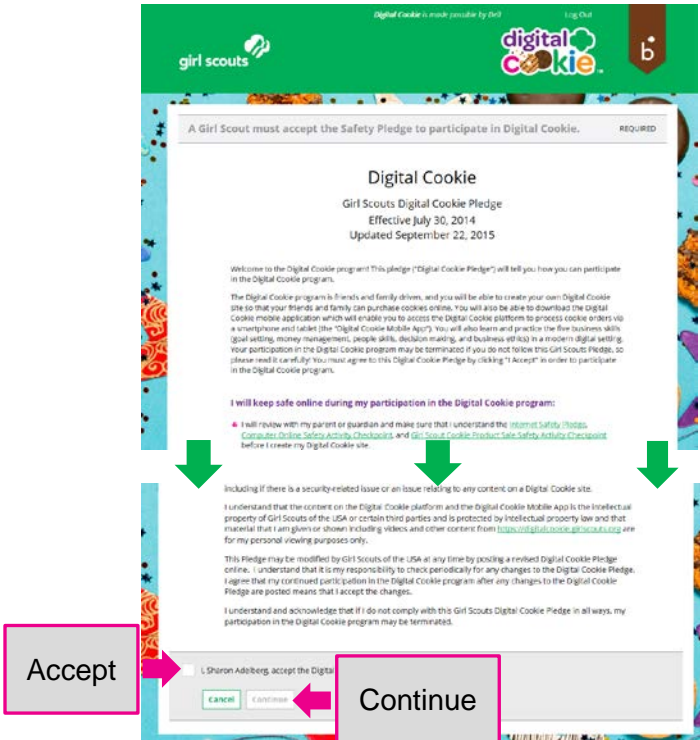
3

The Girl Scout will need to complete the same steps to set up a password that her parent completed. Once she has set her password, she will be taken to the *Safe Selling for Smart Cookies* video. She can’t proceed further until the full video has been viewed.



4

Then, read the “Girl Scout Safety Pledge.”



After she has read the pledge, she can click the box to accept it and then click “Continue” be taken to the home page of her site to set it up.

Next steps: [Site Setup-Girl 13 and Older Marketing to Customers](#)