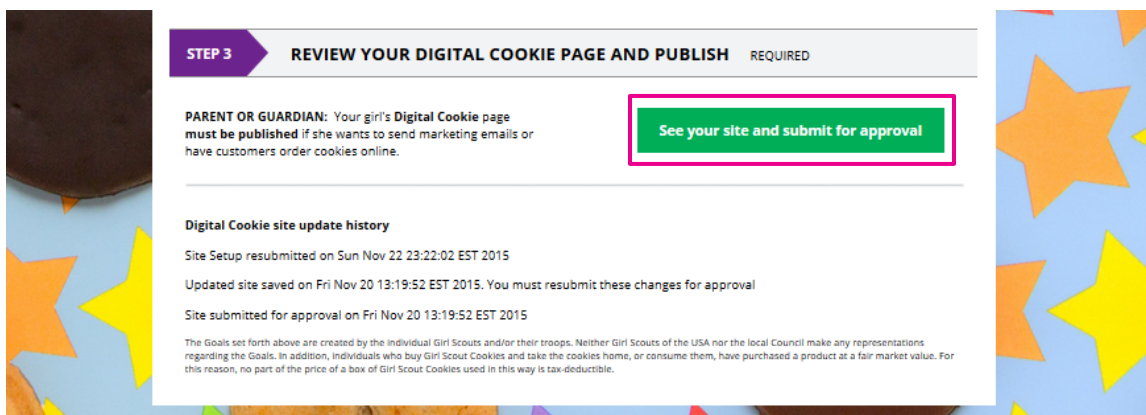


Girl Site Setup-Girl 13 or Older

Previous steps: [Site Registration Girl 13 and over](#)

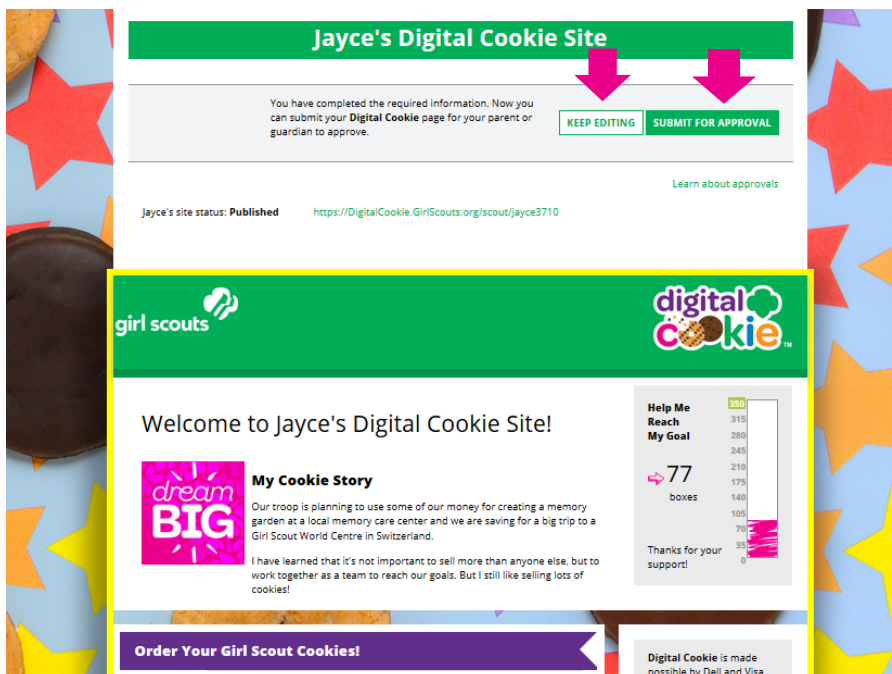
1

Once in the digital cookie site, the setup functions just like the [Girl Under 13 Site Setup](#). The difference is that “Step 3>See Your Cookie Site and Publish” will have a button at the bottom of the page instructing the girl to: “See your site and submit for approval”




2

A preview of her site will display and she can either make additional edits or submit it for parent approval.



3

Once she has submitted the site for approval, you will receive an email that your daughter's site needs approving.



Dear Erin,

Hayley has updated her awesome new Digital Cookie™ site. As soon as you approve it, she'll be good to go.

Here's all you have to do:
Log in to your Digital Cookie account and navigate to the "Cookie Page Setup" tab. Then, make sure you review the following:

- First things first. For safety reasons, please make sure her site doesn't include her last name, school name, home address, email, phone number, or any identifiable information. This includes any references in her cookie video.
- Decide whether you are comfortable with her photo or video content.
- Review her cookie story to ensure that it shares what she plans to do with the money she earns. Research shows that the number one driver for consumers to purchase cookies is what girls do with their money.

If you need to change something: you have the ability to edit the information. Just be sure to tell her that you did. On the other hand, if everything looks good, simply approve the site and it will be ready for customer orders once her Digital Cookie season has begun.

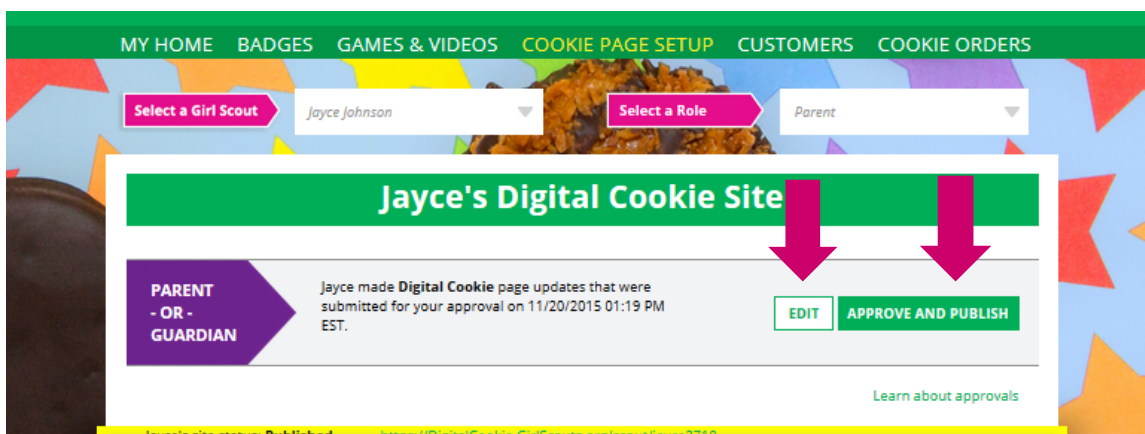
Need help? Check out these awesome [resources](#).

Log In Now



4

When you click the green button in the email, you will login and be sent to your Girl Scout's site preview. From there you can review it and either "Approve and Publish" to have her site go live, or click the "Edit" button to make changes. If you make changes, when they are complete, click "Approve and Publish". Make sure to let your Girl Scout know you made changes.





5

The girl will receive an email confirmation that her parent has approved her site. Now she is ready to send marketing email to customers one the council's digital cookie sale is open.



Dear Haley,

Yay-your Digital Cookie™ site has been approved! You can start accepting Girl Scout Cookie orders on 07/20/2017.

After this date, your cookie site is officially open for business and you will be able to:

- Add or update your customer list.
- Invite customers to buy cookies by sending them ready-to-use marketing emails right from your site.
- Share your cookie site URL with friends and family-only share with people you know and trust. Safety first!

Remember, your Digital Cookie site will be open from now through 07/25/2017.

Good luck, and have fun running your own business. That's right-you're the boss!

Need help? Check out these awesome [resources](#).

[Log In Now](#)

Next Steps: [Marketing to Customers](#)